



Buglawton Primary School

Be the Best We Can

Topic: Textiles

Subject: DT

Year: 5

Term: Spring

What should I already know?

- Know how to strengthen, stiffen and reinforce existing fabrics.
- Understand how to securely join two pieces of fabric together.
- Understand the need for patterns and seam allowances.
 - Know and use technical vocabulary relevant to the project.










What will I know by the end of the unit?

- Produce a 3-D textile product from a combination of accurately made pattern pieces, fabric shapes and different fabrics.
- Understand how fabrics can be strengthened, stiffened and reinforced where appropriate.
- Add fastenings such as buttons or zips.
- Know and use technical vocabulary relevant to the project.

What should I be able to do by the end of the unit?



- Identify a design criteria for a mobile phone case.
- Develop their ideas through talk and drawings and label parts.
- Make a paper template/pattern.
- Practise using different types of stitches and choose the best one to use on my final felt phone case.
- Measure, cut and score with some accuracy.
- Demonstrate how to cut, shape and join fabric to make a simple product. Use basic sewing techniques.
- Select decorative techniques and fastenings according to their functional properties and aesthetic qualities.
- Start to evaluate their products as they are developed, identifying strengths and possible changes they might make.

Prior Key Vocabulary

fabric	stitch
	
a material created by weaving thread or fibres.	the process of threading through fabric
joining	template
	
attaching two things together	a rigid shape used as a pattern for fabric
pattern	running stitch
	
the design used to make the final piece	stitches running under and over the fabric
stiffening	seam
	
to make something more firm or secure	A line where two fabrics are sewn together
hem	back stitch
	

Agreed Real-Life Outcome:

To make a felt phone case for their mobile phone

folding down and stitching back the edge of material	overlapping stitches
blanket stitch	
 A diagram showing a needle and thread creating a blanket stitch along the edge of a piece of fabric. The thread forms a series of loops that hook over the edge of the material.	
a line of stitches that hooks over the edge of the material	
Key vocabulary	
fastening	
 A grid of 20 colorful buttons in various colors including pink, red, orange, yellow, green, blue, and black, arranged in four rows and five columns.	
used to open or close a piece of clothing	